

DOUG VEIT EAST ELEVATION VIEW

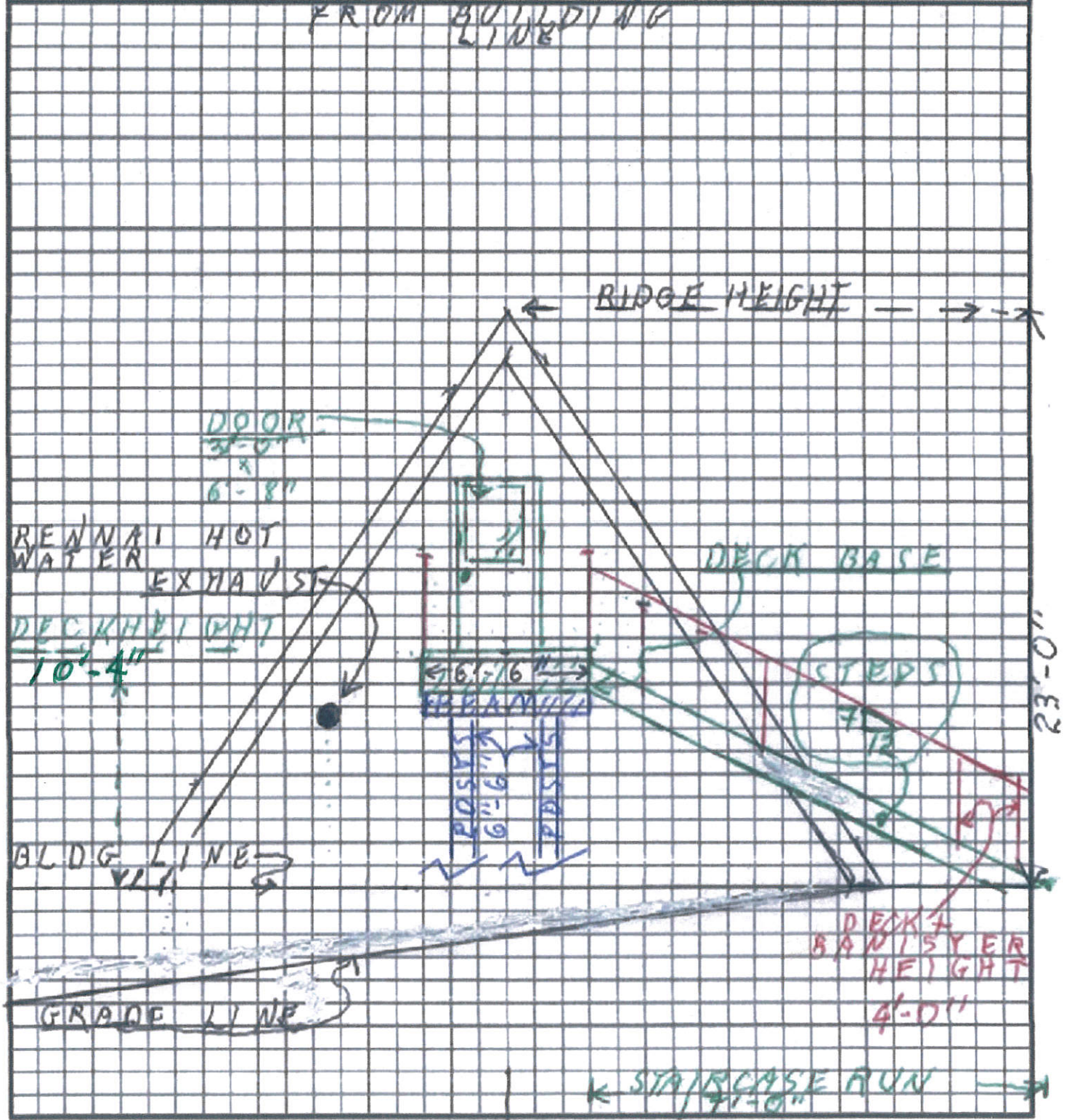
SITE PLAN

Show the items from the checklist below in the drawing grid. The drawing must be legible and accurate.

EACH $\frac{3}{16}$ " SQ = 1'-0"

- | | |
|--|-------------------------------|
| — Lot lines and dimensions | — Water lines |
| — Distances from all structures to lot lines | — Sewer lines |
| — Proposed structures with dimensions | — Electric lines and poles |
| — All easements, streets, alleys, sidewalks | — Driveways |
| — Existing structures and their dimensions | — North Arrow |
| — Parking spaces | — Other pertinent information |

VERTICAL DISTANCES ARE FROM BUILDING LINE



DOUG VEIT PLAN VIEW AT DECK LEVEL

SITE PLAN

Show the items from the checklist below in the drawing grid. The drawing must be legible and accurate.

Lot lines and dimensions

Distances from all structures to lot lines

Proposed structures with dimensions

All easements, streets, alleys, sidewalks

Existing structures and their dimensions

Parking spaces

Water lines

Sewer lines

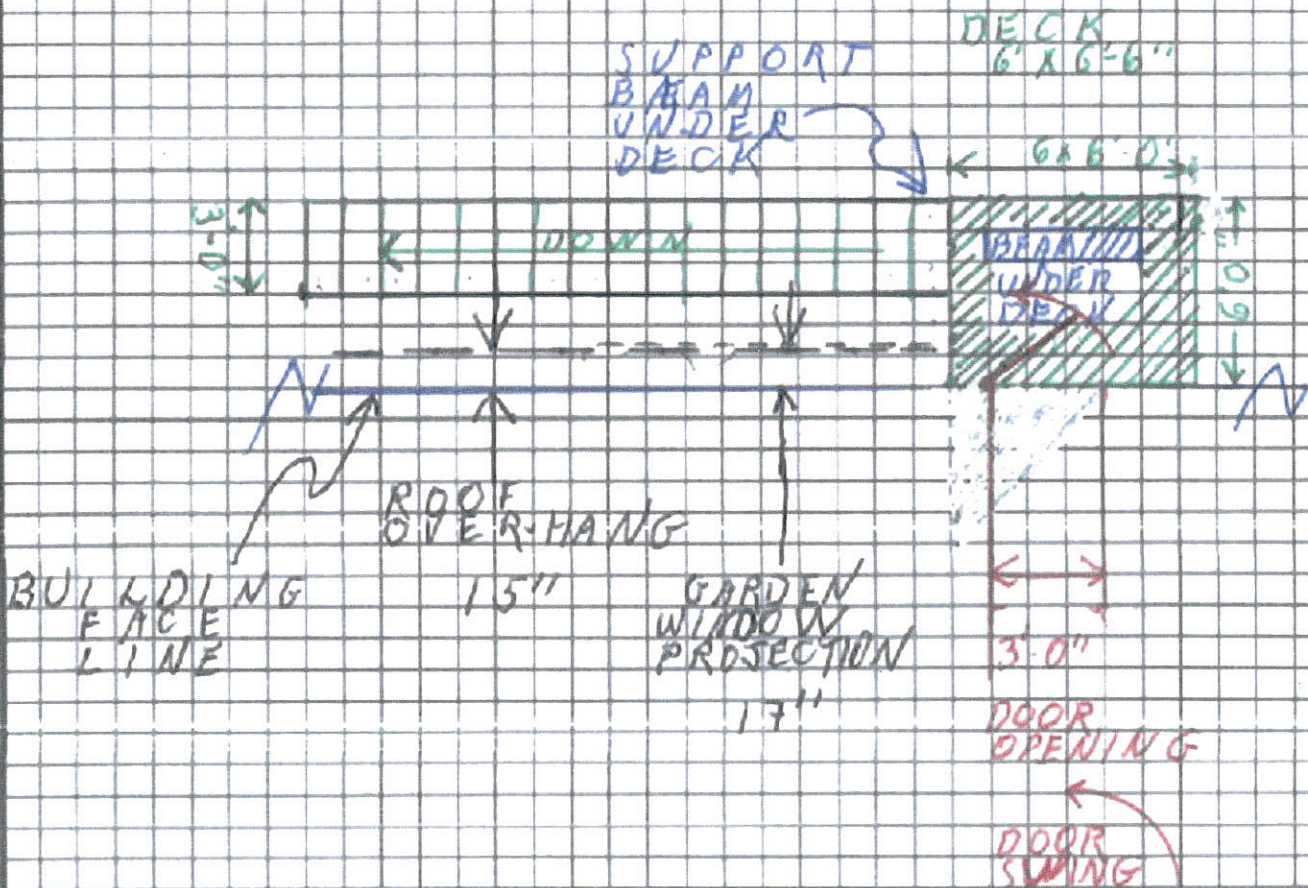
Electric lines and poles

Driveways

North Arrow

Other pertinent information

EACH $\frac{3}{16}$ " SQ = 1'-0"



CONDITIONAL USE

PERMIT- DOUG VEIT

CLARIFICATIONS:

1-The entire Deck and Staircase will not be visible from the street. View is primarily blocked by my Garage and my House. Tree in front of Garage and trees in front of my house further block view.

Neighbor to the immediate East uses his set-back strip of land for Storage, Utilities (Oil Tank, Propane Tank, Power and Telephone), and his Garage. His bedroom windows are angled to provide a view of the water. His view does not directly observe my house.


If Planning Board has any concerns about view/appearance, I would encourage them to make a site inspection.

2- The East end of the house sits in a hole. The following description is at the East Wall of the House.

In a South to North direction, grade increases from a minus 4'-0" to 0'-0". SE corner to NE corner.

-2-

In a West to East direction (from face of House wall to Property line) grade increases from a minus 1'-9" to a plus 2'-6".

A handwritten signature in black ink, appearing to read "Doug Veit". The signature is written in a cursive style with a large, looped initial "D" and a long, sweeping horizontal stroke at the end.

Doug Veit

21 August 2022